

CARTOONS

By Kevin Cameron




WHAT IS A CARTOON?

- A Funny Drawing.
- An exaggeration (or stretching) of the truth.
- A Work of Art!

WHAT DO YOU USE TO CARTOON?

A Pen, Pencil, Crayons, Markers, Brush and Ink and Watercolours.

You name it!



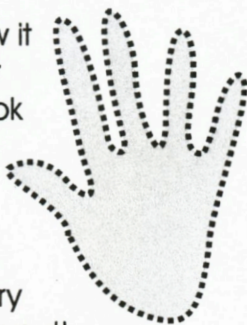
ALSO You'll need paper or something to draw on.

STEP 1: *Loosen up!*

Or get into the R-Mode. This is a special way of seeing and thinking like an artist. If you want to be an artist then you must think like one too! Try these quick exercises.


Tip: I start with a **2H** pencil and then trace over with a marker. You can erase the pencil after the marker has dried

Hold up one hand and draw it without looking at the paper you're drawing on. Don't look at the drawing until you're done. Just follow the outside of your hand (the contour) until you've drawn your whole hand. Don't worry about how the drawing turns out!



OR

You can start with your pencil and just doodle like this:



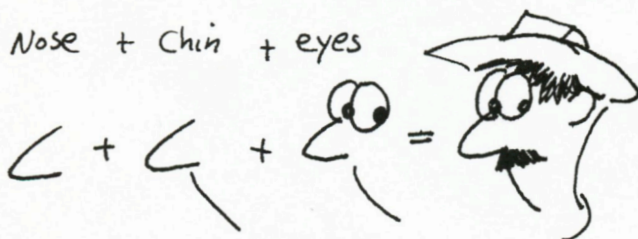
Then look for a face. Look for a nose, some eyes, ears and a mouth. Just go **crazy** with your pencil!

STEP 2:

You can start your funny face by drawing the eyes or nose first.

OR

You can draw a funny shaped head and put the eyes, ears, etc on next.



kevtoons

www.facebook.com/caricaturesbyKevinCameron